


## Collecting

---



The Wolf Cub Series No. 4

(1965)

**Published by**  
**The National Council**  
**Boy Scouts of Canada**  
**Ottawa Ontario**

## Collecting

---

Downloaded from:  
“The Dump” at Scoutscan.com  
<http://www.thedump.scoutscan.com/>



### Editor's Note:

The reader is reminded that these texts have been written a long time ago. Consequently, they may use some terms or express sentiments which were current at the time, regardless of what we may think of them at the beginning of the 21<sup>st</sup> century. For reasons of historical accuracy they have been preserved in their original form.


If you find them offensive, we ask you to please delete this file from your system.

This and other traditional Scouting texts may be downloaded from The Dump.

### **CONTENTS**

Stamps  
Stones  
Bottle Caps  
Bugs and Insects  
Butterflies & Moths  
Leaves  
Flowers  
Coins  
Grasses  
Feathers  
Pennants  
Woods  
Match Folders  
Shells  
Photographs  
Making a Museum

## Collecting



# -The HISTORY of stamps

①




AN ANCIENT ASSYRIAN MARK  
(KINGS WOULD USE THEIR STAMP  
ON THEIR VARIOUS PROPERTY)  
(BANNERS SADDLES ETC.)

②




THE KING'S SEAL

③



A WAX SEAL

④



PARCHMENT SEALED  
WITH WAX STAMP

A FIRST DAY COVER

IF A STAMP IS CANCELLED ON THE  
DAY OF ISSUE IT'S CALLED A FIRST DAY  
COVER. SHOWN IS A TYPICAL ONE

NEW STAMP



COMMEMORATIVE  
DESIGN

WHAT  
YOU  
NEED...

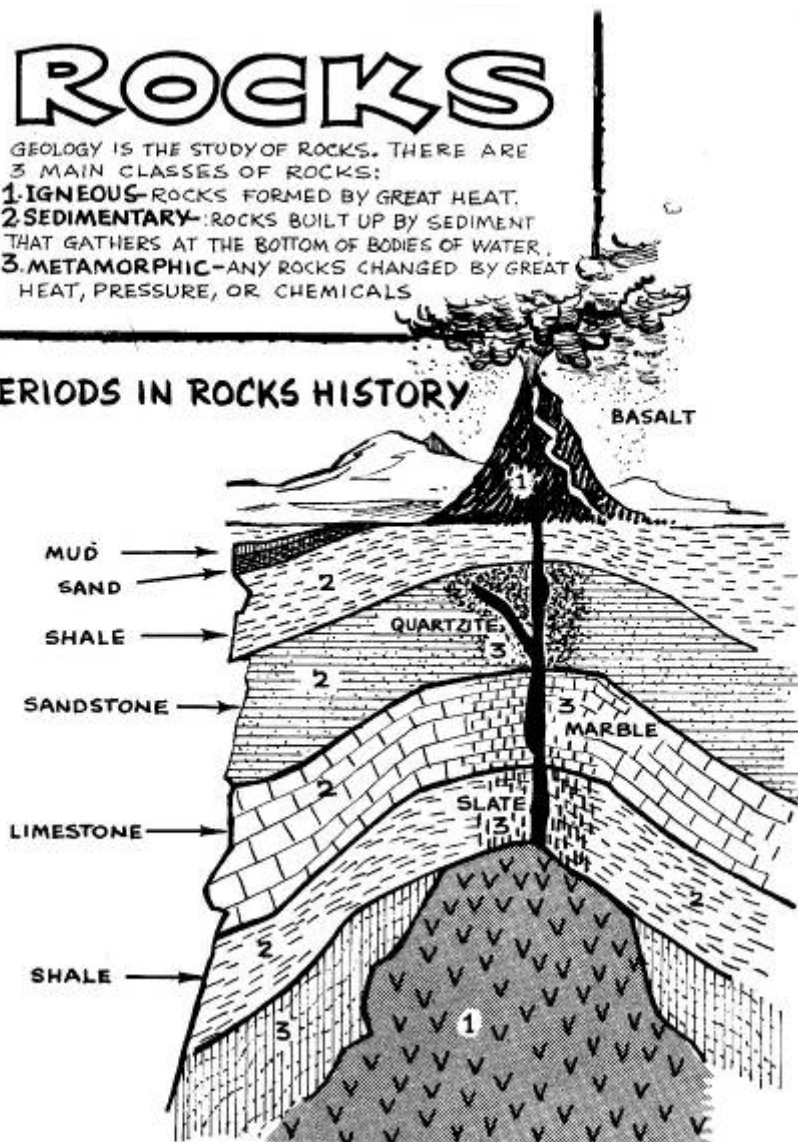


# ROCKS

GEOLOGY IS THE STUDY OF ROCKS. THERE ARE 3 MAIN CLASSES OF ROCKS:

1. **IGNEOUS**—ROCKS FORMED BY GREAT HEAT.
2. **SEDIMENTARY**—ROCKS BUILT UP BY SEDIMENT THAT GATHERS AT THE BOTTOM OF BODIES OF WATER.
3. **METAMORPHIC**—ANY ROCKS CHANGED BY GREAT HEAT, PRESSURE, OR CHEMICALS

## PERIODS IN ROCKS HISTORY



# KINDS OF ROCK

## IGNEOUS

PUMICE

OBSIDIAN

BASALT

## SEDIMENTARY

CONGLOMERATE

SHALE

GRANITE

## METAMORPHIC

MARBLE

LIMESTONE

SHALE

ANTHRACITE COAL



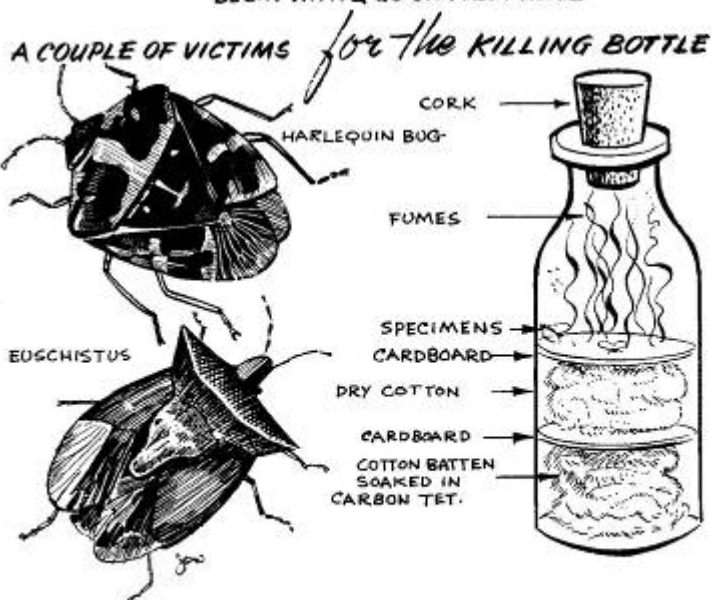
# POLISHING & DISPLAYING



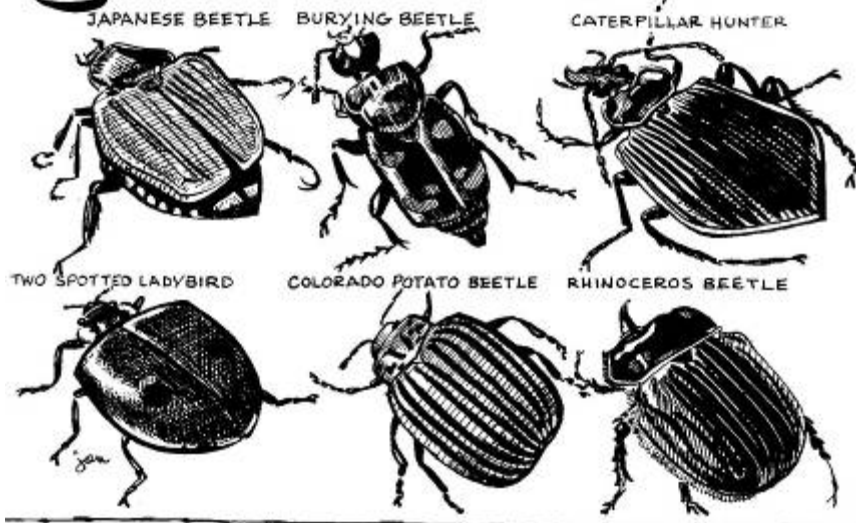


# BUGS *and* INSECTS

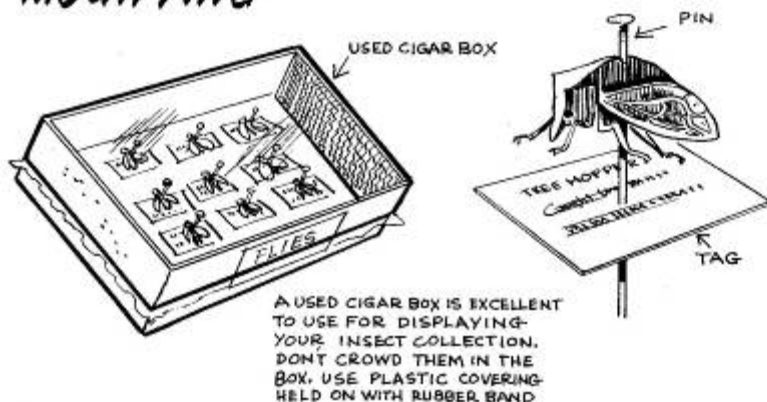
TODAY THERE ARE OVER 600,000 SPECIES OF INSECTS. YOU WILL FIND BEETLES THE EASIEST TO BEGIN WITH & GO ON FROM THERE



## Some BEETLES



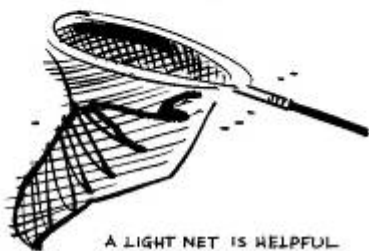

## MOUNTING



# Butterflies AND MOTHS


## WHAT YOU NEED

A SPREADING BOARD  
IS EASILY MADE FROM  
SCRAP LUMBER.




A LIGHT NET IS HELPFUL

AN INEXPENSIVE  
MICROSCOPE WILL REVEAL  
MANY WONDERFUL  
DETAILS NOT SEEN  
BY THE NAKED EYE



PERHAPS LATER  
YOU MAY PURCHASE  
A BETTER ONE

CUT CARDS FROM CARDBOARD



A PEN

& INK

## SOME TYPES... *Butterflies*



BRONZE & COPPER

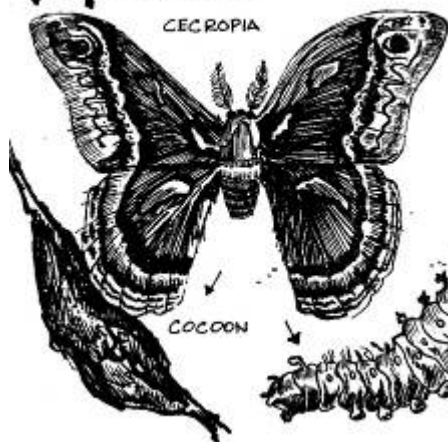


THE FAMOUS MONARCH

GULF FRITILLARY

---

## *Moths*



CECROPIA

COCOON



LARVA



LUNA MOTH

SPHINX MOTH



### PRINTING & TRACING

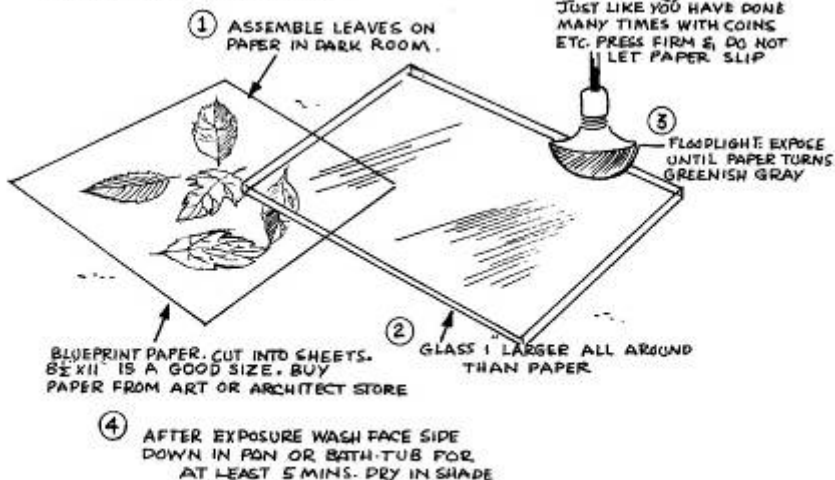
LEAVES BECOME VERY BRITTLE IN TIME & BREAK EASILY. A PERMANENT WAY TO KEEP A RECORD IS BY PRINTING. THIS MAY BE DONE BY USING CARBON PAPER, BLUEPRINT PAPER, CRAYON RUBBING, PLASTER CASTS, ETC.

#### CRAYON IMAGE

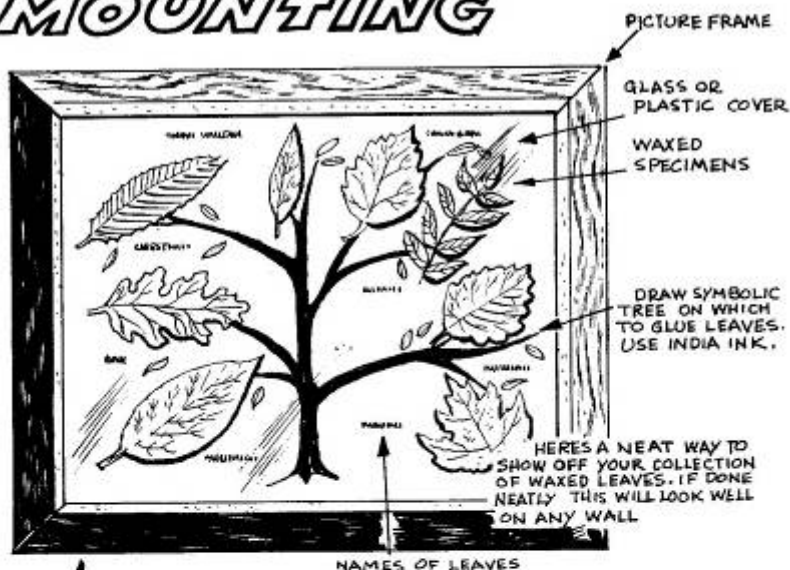
RUB ONE WAY ONLY



JUST LIKE YOU HAVE DONE MANY TIMES WITH COINS ETC. PRESS FIRM & DO NOT LET PAPER SLIP



# MOUNTING



## how to wax





DRYING - MOUNTING - DISPLAYING - KEEPING

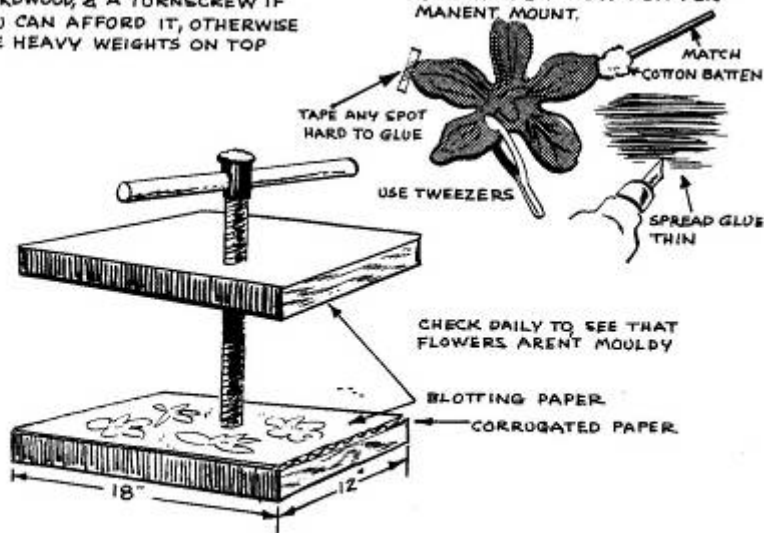


## DRYING

CAN YOU GET A CHEAP PRESS? OR USE HEAVY WEIGHTS

MAKE YOUR OWN. ITS REALLY  
QUITE SIMPLE. ALL YOU NEED IS  
2 PIECES OF WOOD, PREFERABLY  
HARDWOOD, & A TURNCREW IF  
YOU CAN AFFORD IT, OTHERWISE  
USE HEAVY WEIGHTS ON TOP

SET DRY FLOWER ON GLUE, LIFT  
& THEN PRESS DOWN ON PER-  
MANENT MOUNT.



## **PRESERVING**

HERE'S A TRIED & TRUE METHOD OF DRYING FLOWERS. MAKE SURE YOUR SAND IS DRY. AFTER 3 WEEKS PUNCH HOLES IN BOTTOM TO DRAIN OFF SAND



## **3 MAIN SHAPES**



**DAISY**

SHASTA, ZINNIA  
DAHLIA, MUM, ETC.



**BELL**

CAMPANULA, BLUE BELLS,  
BALLOON FLOWER ETC.



**LILY**

HOSTA, PLANTAIN, DAYLILY  
MADONNA, ETC



*START WITH COINS OF LOW VALUE.  
HAVE YOU ANY FRIENDS ELSEWHERE  
IN THE WORLD? TRADE WITH THEM  
OR PERHAPS YOU KNOW SOMEONE  
NEWLY ARRIVED FROM ANOTHER COUNTRY.*

### **HOW TO START**



ENGLISH



AMERICAN



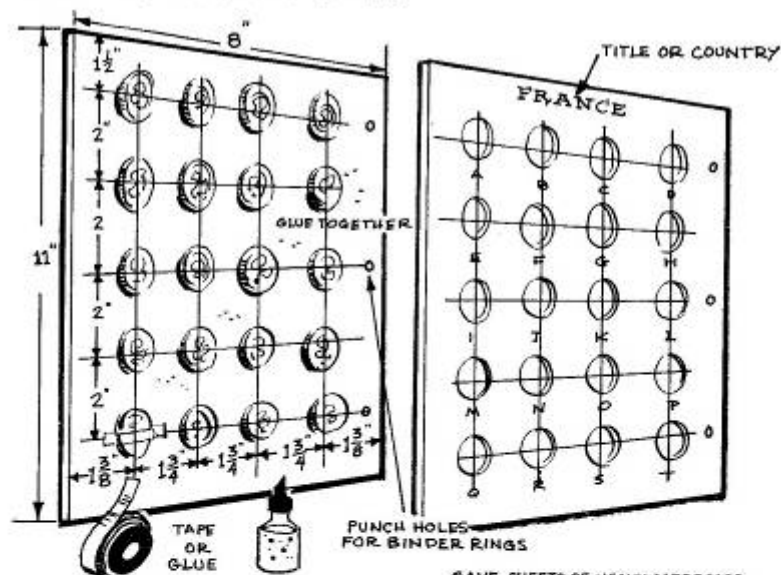
FRENCH



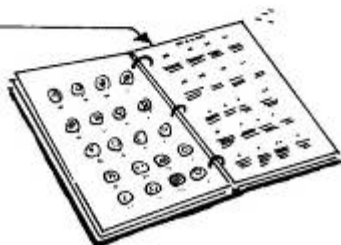
GERMAN



## MAKING A COIN BOOK




SAVE SHEETS OF HEAVY CARDBOARD (AS THOSE IN LAUNDERED SHIRTS) MAKE HOLES IN ONE WITH SHARP KNIFE & TAPE OR GLUE COINS TO ANOTHER. GLUE BOTH SHEETS TOGETHER. BUY BINDER RINGS & MAKE UP BOOK ACCORDING TO COUNTRIES. COINS ON LEFT SIDE & INFORMATION ON RIGHT



# **HISTORY** *of money*

ANCIENT STONE MONEY OF  
SOUTH PACIFIC



COWRIE SHELL



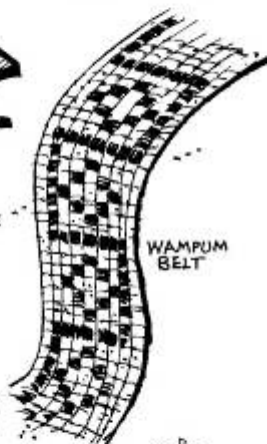
EARLY GREEK  
DRACHMA



EARLY CHINESE  
MONEY



AZTEC MONEY



WAMPUM  
BELT



AMERICAN INDIAN SHELL MONEY

AMERICAN INDIAN BEADS



WILD OAT



BROWN BENT



ORCHARD GRASS



A MORNING WALK WILL GIVE YOU  
A WIDE COLLECTION OF GRASSES.  
TAKE TIME TO NOTICE THE DELICATE  
GROWTH PATTERN OF EACH VARIETY.

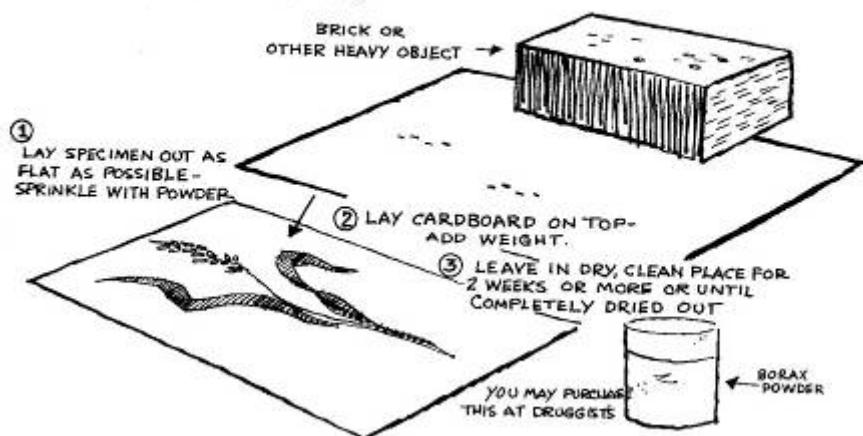


TIMOTHY GRASS



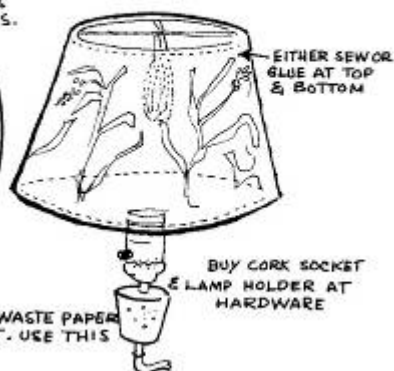
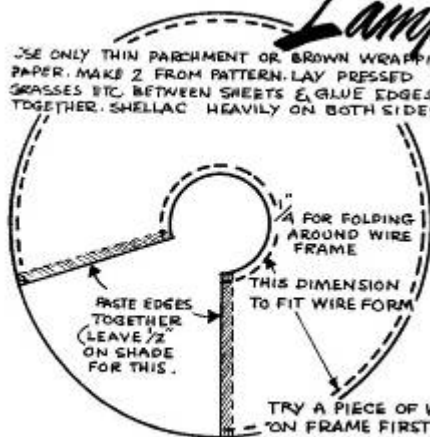
COUCH GRASS

## DRYING



## USE YOUR COLLECTION FOR A Lamp Shade

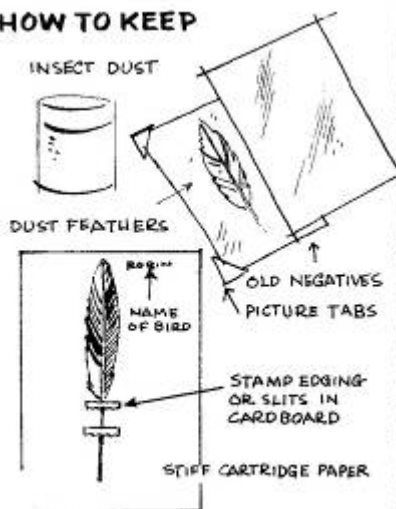
USE ONLY THIN PARCHEMENT OR BROWN WRAPPING PAPER. MAKE 2 FROM PATTERN. LAY PRESSED GRASSES ETC. BETWEEN SHEETS & GLUE EDGES TOGETHER. SHELLAC HEAVILY ON BOTH SIDES.



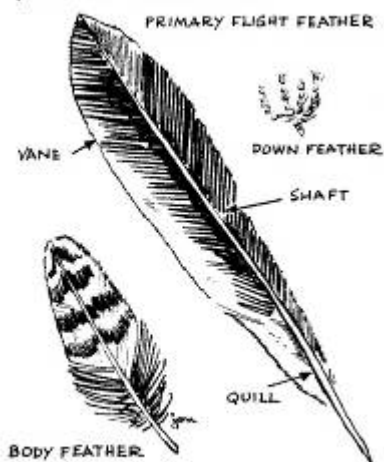


NEVER KILL A BIRD FOR ITS FEATHERS  
YOU CAN FIND FEATHERS IN THE FIELDS,  
COUNTRY & BY THE ROADSIDE, EVEN IN  
YOUR OWN BACKYARD.

#### HOW TO KEEP



#### TYPES OF FEATHERS



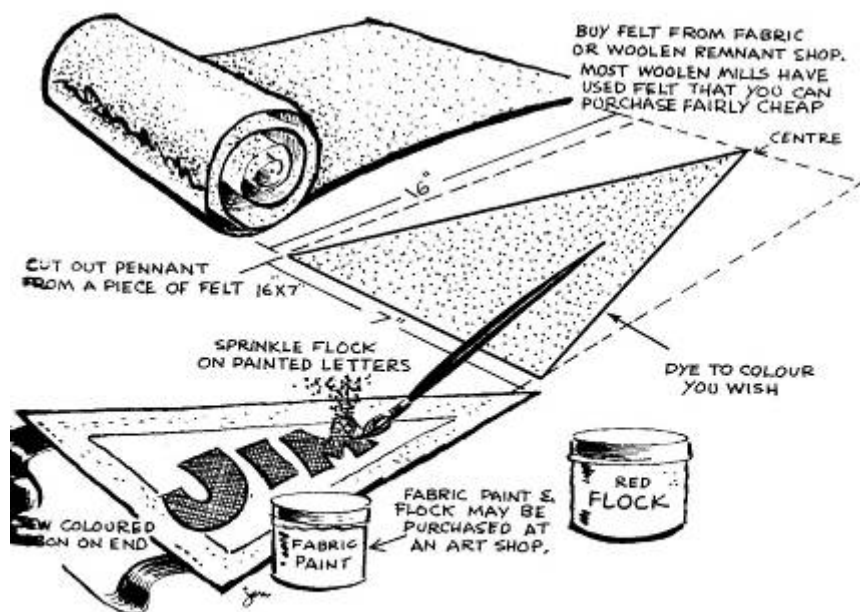




## HOW TO COLLECT & MAKE YOUR OWN

MANY BOYS SOONER OR LATER COLLECT PENNANTS & HANG THEM IN THEIR BEDROOM OR PLAYROOM.

WHY NOT MAKE YOUR OWN? ITS EASY & ALSO LOTS OF FUN. IF YOU GET REALLY GOOD PERHAPS YOU CAN EVEN SELL SOME.




# DESIGN *your own*




PERHAPS YOU WOULD  
LIKE A PENNANT  
FOR  
*your club*

*your organization*



*your city*

*your friend*



*or just a design*

# WOODS

## HOW TO CUT

IF YOU HAVE DIFFICULTY  
SAWING THIN SLICES  
THEN CUT AS SHOWN  
WITH SHARP KNIFE

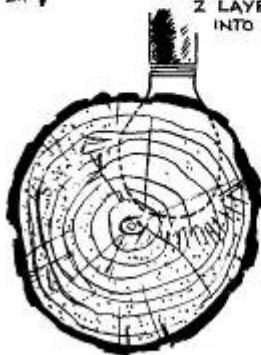


A COLLECTION OF WOODS CAN TELL US  
MANY THINGS. WITH A LITTLE PRACTICE  
YOU WILL BE ABLE TO SAW A THIN  
PIECE FROM THE BRANCH. IT SHOULD BE  
THIN ENOUGH FOR LIGHT TO PASS THROUGH.  
PICK UP SAMPLES OF WOOD FROM SAW-  
MILLS, LUMBER YARDS, ETC. LEAVE THE  
BARK ON THE SPECIMEN

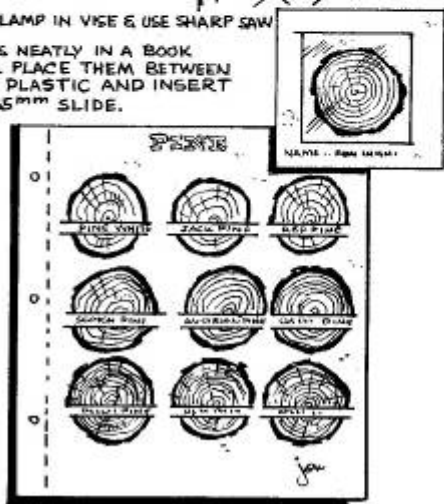


CLAMP IN VISE & USE SHARP SAW

KEEP SPECIMENS NEATLY IN A BOOK  
AS SHOWN OR PLACE THEM BETWEEN  
2 LAYERS OF PLASTIC AND INSERT  
INTO OLD 35mm SLIDE.



HOLD SLIDES UP TO LIGHT  
& NOTICE DIFFERENT  
MARKINGS ON EACH VARIETY

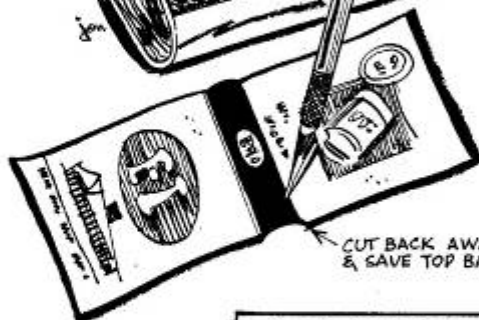


## Collecting



POST CARDS & PREMIUM CARDS MAY BE TREATED IN THIS WAY ALSO.

YOU MAY WISH TO CLASSIFY YOUR COVERS INTO CITIES, COUNTRIES, HOTELS, GROCERS, ETC. PICTURE TABS MAKE A HANDY WAY OF DISPLAYING IN A BOOK SO THEY MAY BE TAKEN OUT TO TRADE OR EXAMINE.




CUT BACK AWAY AS SHOWN & SAVE TOP BAND

DISPLAY YOUR COLLECTION IN LOOSE-LEAF BINDERS




LIST THE DATE FOUND

WRITE INFORMATION ABOUT COVERS, CARDS, ETC.



KEYHOLE LIMPET



BANDED TULIP



HUMPHREY'S  
WENTLETRAP



SPINDLE SHELL

## SHELLS

ONE OF THE MOST FASCINATING HOBBIES IS THE COLLECTION OF SHELLS. MOST SHELL ANIMALS LIVE IN THE WATER & THEY BUILD THEIR SHELLS OUT OF THE LIME IN THE WATER. THERE ARE MORE THAN 75,000 ANIMALS WITH SHELLS



ANGEL WING

*the*  
QUEEN  
CONCH



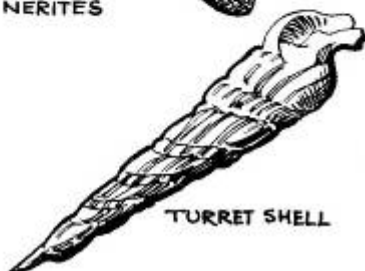
QUEEN TEGULAS



**LOOK**  
*for these!*



VIRGIN  
NERITES



TURRET SHELL




GIANT ATLANTIC



# Photography

EVERY BOY TODAY CAN HAVE A SIMPLE CAMERA FOR A FEW DOLLARS. EXPERIENCE IS THE BEST TEACHER BUT HERE ARE A FEW BASIC POINTS TO MAKE YOUR PICTURE COLLECTING FUN.



## **BUY A SIMPLE CAMERA**

THE ABOVE CAMERA MAY NOT BE EXACTLY LIKE YOURS BUT BASICALLY ALL SIMPLE CAMERAS ARE THE SAME. IF YOUR CAMERA HAS F. NUMBERS THE LOWER THE NUMBER THE MORE LIGHT IS ALLOWED ONTO FILM

# COLOUR

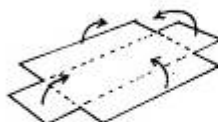
35 mm

TODAY IS THE MOST POPULAR. ALTHOUGH MORE EXPENSIVE, IF YOU CAN, BUY A CAMERA THAT TAKES B. & W. & COLOUR.

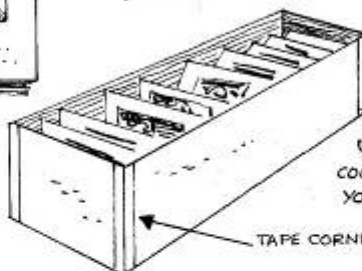


IF THIS INFORMATION ISN'T ON FRAME PRINT IT ON YOURSELF

SUBJECT *Bill at the beach*  
DATE *April 29, 1964*  
PHOTO DATA *F. 11. 1/50 Bright*



CARDBOARD



TAPE CORNERS

SAVE CARDBOARD BOXES SUCH AS THOSE USED FOR SHOES, CANDIES, COOKIES ETC. OR MAKE YOUR OWN

# or BLACK and WHITE



B. & W. COME EITHER THE SIZE OF THE NEG. OR BLOWN UP



EITHER GLUE OR USE PHOTO CORNERS





# *making a* MUSEUM

